

D100 30°

standard
lightweight



30° backrest inclination

- 30° backrest inclination
- Pushbar

Padded seat and backrest

- Swing-away and removable armrests
- Padding height and depth adjustable

Removable and in- and outwards swing-away legrests

Seat height adjustment in three positions

Integrated lowering of the axle












Seat height adjustment in three positions










Picture for illustrations purposes only. Certain features may be optional.

Opening up new horizons in mobility

Technical information D100 30°

 total width	 seat width	 folded width	 inclination backrest	 armrest height	 seat height	 total height	 total length	 seat depth	 backrest height	 users weight
580	380	300	5° - 35°	220 - 240	470/500/530	880 - 940	1010	430	420	130
600	400	300	5° - 35°	220 - 240	470/500/530	880 - 940	1010	430	420	130
620	420	300	5° - 35°	220 - 240	470/500/530	880 - 940	1010	430	420	130
640	440	300	5° - 35°	220 - 240	470/500/530	880 - 940	1010	430	420	130
660	460	300	5° - 35°	220 - 240	470/500/530	880 - 940	1010	430	420	130
680	480	300	5° - 35°	220 - 240	470/500/530	880 - 940	1010	430	420	130
700	500	300	5° - 35°	220 - 240	470/500/530	880 - 940	1010	430	420	130
720	520	300	5° - 35°	220 - 240	470/500/530	880 - 940	1010	430	420	130

 weight	 max. inclination upwards	 max. inclination downwards	 obstacle height	 turning radius	 front wheels	 rear wheels
18	12°	16°	60	1500	8x35	24"

Measurements in mm, kg. Deviations in sizes and weight (15 mm and 1,5 kg) are possible

The wheelchair must be adapted to you, not vice versa.

Our basic principle is: the wheelchair must be adapted to you, not vice versa. This is why our wheelchairs have a modular design.

All types of wheelchairs can be adapted, have numerous accessories and all options are mutually interchangeable. This is the result of our continuous research and more than 58 years of experience.

Your guarantee of quality.

Regarding quality, the D100 30° complies with the highest norms, laid down by certified test institutes in most European countries.

Color



N.V. Vermeiren N.V.

Vermeirenplein 1-15
B-2920 Kalmthout
Belgium

Tel.: +32 (0) 3 620 20 20
Fax: +32 (0) 3 666 48 94

www.vermeiren.com - info@vermeiren.be



VERMEIREN

Opening up new horizons in mobility

For more information, contact your local dealer

